



**Round 5**  
**Murray Bridge - SA**  
**23 June 2024**

**THOR**

**THOR MX1**  
**Moto 1**

Date: 23/06/24  
 Event: R05  
 Weather: Cloudy - Temp: 13.5C  
 Track: Good

Started at: 13:13:04  
 Laps: 25 Min + 1 Lap  
 Starters: 33  
 Posted at: 13:48

**PROVISIONAL CLASSIFICATION**

Pos	No	Name	Machine	Laps	Race Time	Behind Leader	Behind Prev	Fastest Lap	On Lap
1	96	Kyle WEBSTER (VIC) / Team HRC Honda Racing Australia / Boost Mobile	Honda CRF 450	15	28:23.686			1:50.007	3
2	14	Jed BEATON (VIC) / CDR Yamaha Monster Energy	Yamaha YZF 450	15	28:33.254	9.568	9.568	1:51.054	8
3	5	Kirk GIBBS (QLD) / GASGAS Racing Team	GasGas MC 450	15	28:53.751	30.065	20.497	1:52.077	7
4	24	Brett METCALFE (SA) / Penrite GO24 / Green Team Racing / 3D Siteworx / MX Store / Rat Racing	Kawasaki KX 450	15	28:56.271	32.585	2.520	1:52.559	7
5	199	Nathan CRAWFORD (QLD) / KTM Racing Team	KTM SXF 450	15	29:11.716	48.030	15.445	1:52.236	10
6	47	Todd WATERS (QLD) / Raceline Husqvarna Tdub Racing team / Terriquip / Motorex / Maxxis / WP	Husqvarna FC 450	15	29:17.527	53.841	5.811	1:52.738	9
7	9	Lars VAN BERKEL (WA) / Boost Mobile Honda Racing	Honda CRF 450	15	29:37.210	1:13.524	19.683	1:55.005	2
8	81	Joel EVANS (QLD) / MXstore / Brisbane M-cycles / Viking Industrial / Bluefin LED / UNIT / Maxxis	Yamaha YZF 450	15	29:40.221	1:16.535	3.011	1:54.874	5
9	8	Zachary WATSON (QLD) / Rising M-sports / Husqvarna / APO / Dritimes / Forth / Fist / Dixon / ATR	Husqvarna FC 450	15	30:03.022	1:39.336	22.801	1:55.816	4
10	23	Levi ROGERS (QLD) / Caloundra Motorcycle Centre	Beta RX 450	15	30:04.838	1:41.152	1.816	1:54.763	3
11	174	Sam LARSEN (QLD)	Yamaha YZF 450	15	30:27.920	2:04.234	23.082	1:57.993	5
12	45	John DARROCH (WA) / Cullys Yamaha / Berry Sweet Strawberries / Fox	Yamaha YZF 450	14	28:24.318	1 Lap		1:56.668	3
13	84	Siegah WARD (SA) / Ride Red Privateer Program / Seamaydence / AEC / Dunlop / Pitman M-cycles	Honda CRF 450	14	28:42.868	1 Lap	18.550	1:58.269	3
14	70	Ben NOVAK (NSW) / Froth Honda Fly Racing	Honda CRF 450	14	28:45.995	1 Lap	3.127	1:58.347	6
15	38	Bryce OGNENIS (VIC) / Xtreme MX Gear/ Mark Mair / SWS Moto / Motogc / Worxx Carpentry	Husqvarna FC 450	14	28:53.306	1 Lap	7.311	1:58.528	3
16	162	Luke ZIELINSKI (QLD) / Raceline Perform. / Trac-Rite Suspension / TDub / MX Store / Lusty Industries	Husqvarna FC 450	14	29:07.243	1 Lap	13.937	1:58.286	3
17	415	Cody SCHAT (QLD) / PJS T-port / MXRP / FLY / Bridgestone / 6D / Moto1 / Rynopower / Tech 167	KTM SXF 450	14	29:09.133	1 Lap	1.890	2:01.168	3
18	215	Liam JACKSON (QLD) / Elliott Bros Moe	Gas Gas MC 450	14	29:16.667	1 Lap	7.534	1:56.544	2
19	49	Cody O'LOAN (QLD) / Moto 1 M-cycles / Underclass / Link Logic / Neilsens Painting / Banana Bites	Honda CRF 450	14	29:22.279	1 Lap	5.612	1:59.548	3
20	40	Kye ORCHARD (QLD) / Brisbane M-cycles / J&M Orchard Carpentry / Shield Building Approvals	Yamaha YZF 450	14	29:49.739	1 Lap	27.460	2:02.105	2
21	88	Riley FUCSKO (VIC) / Winner M-c / Peter Stevens M-c / KTM Aust. / Gas Imports / Michelin / Thor	KTM SXF 450	14	30:00.517	1 Lap	10.778	2:01.947	2
22	29	Navrin GROTHUES (QLD) / 2NINE M-sports / A1 Accessories / Furious Fitness Mareeba / Maxxis / Motorex	Honda CRF 450	14	30:00.786	1 Lap	.269	2:01.818	2
23	32	Joel CIGLIANO (NSW) / Mick Muldoon M-c / Pro-Moto Susp. / Rekluse / Bolt Everywhere / JSC Earthworx	Kawasaki KX 450	14	30:22.210	1 Lap	21.424	2:03.734	4
24	119	Cooper KREZLIK (VIC)	KTM SXF 450	14	30:29.393	1 Lap	7.183	2:05.331	11

*Scott Laing*  
 Chief Timekeeper - Scott Laing

*Mark Hancock*  
 Race Director - Mark Hancock





**Round 5**  
**Murray Bridge - SA**  
**23 June 2024**

**THOR**

**THOR MX1**  
**Moto 1**

Date: 23/06/24  
 Event: R05  
 Weather: Cloudy - Temp: 13.5C  
 Track: Good


Started at: 13:13:04  
 Laps: 25 Min + 1 Lap  
 Starters: 33  
 Posted at: 13:48

**PROVISIONAL CLASSIFICATION**

Pos	No	Name	Machine	Laps	Race Time	Behind Leader	Behind Prev	Fastest Lap	On Lap
25	168	Zhane DUNLOP (QLD) / Brisbane M-c / 00 Elite Rider Trng / Fly Racing / Costanzo Racing Tuned / Fly	KTM SXF 450	13	28:27.703	2 Laps		2:00.249	2
26	82	Elijah WIESE (SA) / Oates Mx / SKDA / Elite Edge Fitness / Krooztune Susp. / Limestone Coast M-c	Yamaha YZF 450	13	28:32.314	2 Laps	4.611	2:03.788	3
27	86	Jett KIPPS (VIC) / Winner M-c / Peter Stevens M-c / KTM Aust. / Gas Imports / Michelin / Thor	KTM SXF 450	13	28:34.383	2 Laps	2.069	2:05.776	2
28	31	James DAVISON (NSW) / Mountain Race Shop / MCAS Canberra / Coats / DMK Designs	Kawasaki KX 450	13	29:30.020	2 Laps	55.637	2:06.249	3
29	33	Jordan SIMPSON (SA) / Simpson Crash / Simpson Signs	Husqvarna FC 450	12	28:29.072	3 Laps		2:10.366	2
DNF	102	Matt MOSS (NSW) / Elliott Bros GASGAS Racing	GasGas MC 450	5	10:02.072	9 Laps		1:54.884	4
DNF	28	Cooper HOLROYD (NSW) / Lusty Industries / Truckserv / MX Express / Apro M-sport / City Coast M-c	Yamaha YZF 450	5	11:54.672	9 Laps	1:52.600	2:01.326	4
DNF	98	Blake WALDON (NSW) / Two Wheel Obsession / MSC / Fly	Yamaha YZF 450	4	9:05.006	10 Laps		2:06.868	3
DNF	4	Luke CLOUT (NSW) / Empire Kawasaki	Kawasaki KX 450	3	7:46.489	11 Laps		1:52.218	2

Fastest Lap was 1:50.007 by 96 Kyle WEBSTER (VIC)

The results are provisional until the expiration of the time limit for protests and appeals.

  
 Chief Timekeeper - Scott Laing

  
 Race Director - Mark Hancock





**Round 5**  
**Murray Bridge - SA**  
**23 June 2024**

**THOR**

**THOR MX1**  
**Moto 1**

Date: 23/06/24  
 Event: R05  
 Weather: Cloudy - Temp: 13.5C  
 Track: Good

Started at: 13:13:04  
 Laps: 25 Min + 1 Lap  
 Starters: 33  
 Posted at: 13:48

**PROVISIONAL LAP TIMES**

No	Name	Lap 1	Lap 2	Lap 3	Lap 4	Lap 5	Lap 6	Lap 7	Lap 8	Lap 9	Lap 10
4	Luke CLOUT (NSW)	2:14.598	<b>1:52.218</b>	3:39.673							
5	Kirk GIBBS (QLD)	2:18.759	1:55.056	1:54.998	1:52.489	1:52.859	1:53.914	<b>1:52.077</b>	1:53.662	1:54.399	1:53.766
		10	1:53.919	1:54.358	1:53.259	1:55.698	1:54.538				
8	Zachary WATSON (QLD)	2:27.898	1:57.792	1:58.647	<b>1:55.816</b>	1:56.832	1:57.139	1:57.243	1:59.288	1:58.626	1:58.369
		10	1:59.332	1:58.874	1:59.462	1:58.817	1:58.887				
9	Lars VAN BERKEL (WA)	2:22.351	<b>1:55.005</b>	1:55.603	1:55.858	1:55.077	1:58.036	1:56.601	1:56.477	1:55.305	1:56.880
		10	1:56.572	1:57.417	1:58.098	1:57.923	2:00.007				
14	Jed BEATON (VIC)	2:19.825	1:51.197	1:51.276	1:51.091	1:51.740	1:53.273	1:51.139	<b>1:51.054</b>	1:51.586	1:51.684
		10	1:52.097	1:53.810	1:52.675	1:55.945	1:54.862				
23	Levi ROGERS (QLD)	2:23.395	1:55.582	<b>1:54.763</b>	1:58.237	1:55.231	1:57.904	1:57.621	1:57.004	2:12.866	2:02.890
		10	1:59.604	1:57.381	1:58.426	1:57.493	1:56.441				
24	Brett METCALFE (SA)	2:16.894	1:54.125	1:53.565	1:53.205	1:54.471	1:53.676	<b>1:52.559</b>	1:53.426	1:54.835	1:53.719
		10	1:54.153	1:54.692	1:55.940	1:55.618	1:55.393				
28	Cooper HOLROYD (NSW)	2:27.737	2:01.779	2:01.619	<b>2:01.326</b>	3:22.211					
29	Navrin GROTHUES (QLD)	2:32.138	<b>2:01.818</b>	2:02.906	2:05.741	2:05.550	2:07.358	2:06.932	2:08.455	2:08.618	2:09.952
		10	2:07.285	2:08.665	2:10.103	2:05.265					
31	James DAVISON (NSW)	2:38.784	2:09.074	<b>2:06.249</b>	2:09.333	2:38.834	2:13.348	2:13.594	2:12.977	2:14.717	2:16.744
		10	2:12.715	2:12.369	2:11.282						
32	Joel CIGLIANO (NSW)	2:37.277	2:06.323	2:03.851	<b>2:03.734</b>	2:06.425	2:06.557	2:07.951	2:07.431	2:07.150	2:09.615
		10	2:10.511	2:08.438	2:11.599	2:15.348					
33	Jordan SIMPSON (SA)	2:52.872	<b>2:10.366</b>	2:12.406	2:13.817	2:20.558	2:20.624	2:22.553	2:14.259	2:19.264	2:36.091
		10	2:20.768	2:25.494							
38	Bryce OGNENIS (VIC)	2:29.521	1:58.904	<b>1:58.528</b>	1:59.035	1:59.015	1:59.280	1:59.500	2:01.753	2:01.863	2:02.003
		10	2:01.812	2:03.573	2:03.155	2:15.364					
40	Kye ORCHARD (QLD)	2:36.275	<b>2:02.105</b>	2:02.218	2:02.534	2:05.844	2:03.117	2:04.465	2:06.544	2:06.665	2:05.262
		10	2:08.888	2:08.941	2:10.342	2:06.539					
45	John DARROCH (WA)	2:25.988	1:59.249	<b>1:56.668</b>	1:57.801	1:58.185	1:57.332	1:59.181	1:59.491	2:00.167	1:59.792
		10	1:59.915	2:00.964	2:01.123	2:08.462					
47	Todd WATERS (QLD)	2:20.612	1:54.996	1:54.055	1:55.207	1:53.982	1:54.298	1:55.427	1:57.586	<b>1:52.738</b>	1:54.112
		10	1:56.127	1:56.289	1:55.886	1:56.671	1:59.541				
49	Cody O'LOAN (QLD)	2:33.358	2:00.849	<b>1:59.548</b>	2:01.523	2:02.051	2:03.388	2:01.125	2:02.394	2:05.147	2:04.025
		10	2:04.213	2:06.506	2:06.332	2:11.820					
70	Ben NOVAK (NSW)	2:25.537	2:02.199	2:00.319	2:00.959	1:59.708	<b>1:58.347</b>	2:00.307	2:01.407	2:01.772	2:01.407
		10	2:01.508	2:02.731	2:01.972	2:07.822					
81	Joel EVANS (QLD)	2:24.731	1:55.937	1:55.015	1:57.207	<b>1:54.874</b>	1:55.283	1:56.563	1:57.108	1:56.219	1:56.607
		10	1:57.222	1:57.614	1:58.537	1:58.451	1:58.853				

*Scott Laing*  
 Chief Timekeeper - Scott Laing

*Mark Hancock*  
 Race Director - Mark Hancock





**Round 5**  
**Murray Bridge - SA**  
**23 June 2024**

**THOR**

**THOR MX1**  
**Moto 1**


Date: 23/06/24  
 Event: R05  
 Weather: Cloudy - Temp: 13.5C  
 Track: Good

Started at: 13:13:04  
 Laps: 25 Min + 1 Lap  
 Starters: 33  
 Posted at: 13:48

**PROVISIONAL LAP TIMES**

No	Name	Lap 1	Lap 2	Lap 3	Lap 4	Lap 5	Lap 6	Lap 7	Lap 8	Lap 9	Lap 10
82	Elijah WIESE (SA)	2:33.844	2:05.352	<b>2:03.788</b>	2:05.074	2:07.893	2:09.933	2:10.561	2:13.719	2:10.681	2:10.182
	10	2:14.611	2:15.182	2:11.494							
84	Siegah WARD (SA)	2:28.555	1:58.910	<b>1:58.269</b>	1:58.470	1:58.954	1:58.548	1:59.422	1:59.347	2:00.904	2:09.046
	10	2:01.804	2:06.343	2:01.463	2:02.833						
86	Jett KIPPS (VIC)	2:40.556	<b>2:05.776</b>	2:06.059	2:06.816	2:09.829	2:10.209	2:09.695	2:09.861	2:10.502	2:08.176
	10	2:07.499	2:14.021	2:15.384							
88	Riley FUCSKO (VIC)	2:32.609	<b>2:01.947</b>	2:03.351	2:06.826	2:06.859	2:07.094	2:07.953	2:09.014	2:08.292	2:06.926
	10	2:07.942	2:06.738	2:06.008	2:08.958						
96	Kyle WEBSTER (VIC)	2:10.002	1:50.144	<b>1:50.007</b>	1:50.442	1:50.134	1:51.912	1:50.880	1:53.372	1:53.036	1:51.655
	10	1:52.181	1:52.160	1:54.842	1:54.849	1:58.070					
98	Blake WALDON (NSW)	2:39.919	2:10.693	<b>2:06.868</b>	2:07.526						
102	Matt MOSS (NSW)	2:19.823	1:54.888	1:56.900	<b>1:54.884</b>	1:55.577					
119	Cooper KREZLIK (VIC)	2:38.395	2:06.088	2:07.139	2:06.683	2:06.467	2:06.047	2:12.629	2:10.820	2:11.543	2:10.474
	10	<b>2:05.331</b>	2:07.741	2:08.394	2:11.642						
162	Luke ZIELINSKI (QLD)	2:26.437	1:58.385	<b>1:58.286</b>	1:59.321	1:59.477	2:01.490	2:03.030	2:05.226	2:04.593	2:07.951
	10	2:07.038	2:05.174	2:07.846	2:02.989						
168	Zhane DUNLOP (QLD)	2:30.027	<b>2:00.249</b>	2:02.704	2:01.867	2:02.169	2:43.605	2:06.538	2:10.251	2:06.986	2:06.985
	10	2:08.486	2:18.345	2:09.491							
174	Sam LARSEN (QLD)	2:30.976	2:00.234	1:58.058	1:58.464	<b>1:57.993</b>	1:59.320	2:00.209	1:58.196	1:58.278	2:00.053
	10	1:59.278	1:58.592	2:01.298	2:01.076	2:05.895					
199	Nathan CRAWFORD (QLD)	2:21.316	2:01.422	1:53.334	1:54.016	1:53.618	1:52.334	1:52.607	1:54.428	1:53.694	<b>1:52.236</b>
	10	1:53.799	1:56.262	1:54.360	1:58.213	2:00.077					
215	Liam JACKSON (QLD)	2:53.449	<b>1:56.544</b>	1:56.607	1:58.413	2:01.365	2:13.910	2:01.246	2:02.054	2:01.952	2:02.044
	10	2:01.048	2:03.544	2:02.969	2:01.522						
415	Cody SCHAT (QLD)	2:34.407	2:02.223	<b>2:01.168</b>	2:01.644	2:02.059	2:01.987	2:02.304	2:02.408	2:03.008	2:03.729
	10	2:04.288	2:02.036	2:04.156	2:03.716						

The results are provisional until the expiration of the time limit for protests and appeals.

  
 Chief Timekeeper - Scott Laing

  
 Race Director - Mark Hancock



[www.computime.com.au](http://www.computime.com.au)  
**COMPUTIME RACE TIMING SYSTEMS PTY LTD**





**Round 5**  
**Murray Bridge - SA**  
**23 June 2024**

**THOR**

**THOR MX1**  
**Moto 1**

Date: 23/06/24  
 Event: R05  
 Weather: Cloudy - Temp: 13.5C  
 Track: Good

Started at: 13:13:04  
 Laps: 25 Min + 1 Lap  
 Starters: 33  
 Posted at: 13:48

**PROVISIONAL SECTOR TIMES**

Lap	Sector 1	Sector 2	Sector 3	Lap Time	Lap	Sector 1	Sector 2	Sector 3	Lap Time
<b>4 Luke CLOUT (NSW) (DNF)</b>					6	42.907	47.459	27.670	1:58.036
1	1:02.850	45.342	26.406	2:14.598	7	41.323	48.025	27.253	1:56.601
2	<b>39.896</b>	<b>45.654</b>	<b>26.668</b>	<b>1:52.218</b>	8	42.148	47.374	26.955	1:56.477
3	40.019	46.477	27.13.177	3:39.673	9	41.169	46.482	27.654	1:55.305
<b>5 Kirk GIBBS (QLD) (3rd)</b>					10	42.228	46.956	27.696	1:56.880
1	1:05.664	46.867	26.228	2:18.759	11	42.480	46.658	27.434	1:56.572
2	41.460	46.592	27.004	1:55.056	12	41.668	48.022	27.727	1:57.417
3	41.402	46.252	27.344	1:54.998	13	43.378	47.004	27.716	1:58.098
4	40.511	45.542	26.436	1:52.489	14	42.688	46.809	28.426	1:57.923
5	40.494	45.750	26.615	1:52.859	15	43.247	48.063	28.697	2:00.007
6	40.963	45.851	27.100	1:53.914	<b>14 Jed BEATON (VIC) (2nd)</b>				
7	40.389	45.263	<b>26.425</b>	<b>1:52.077</b>	1	1:07.185	45.827	26.813	2:19.825
8	<b>40.232</b>	46.494	26.936	1:53.662	2	40.511	44.745	25.941	1:51.197
9	40.901	46.674	26.824	1:54.399	3	40.115	45.320	<b>25.841</b>	1:51.276
10	41.150	45.645	26.971	1:53.766	4	39.760	44.863	26.468	1:51.091
11	40.618	45.085	28.216	1:53.919	5	39.892	45.078	26.770	1:51.740
12	41.559	45.208	27.591	1:54.358	6	41.736	45.055	26.482	1:53.273
13	40.596	<b>44.847</b>	27.816	1:53.259	7	40.249	<b>44.518</b>	26.372	1:51.139
14	42.289	46.012	27.397	1:55.698	8	<b>39.642</b>	45.088	26.324	<b>1:51.054</b>
15	41.267	45.337	27.934	1:54.538	9	39.914	44.835	26.837	1:51.586
<b>8 Zachary WATSON (QLD) (9th)</b>					10	40.164	44.682	26.838	1:51.684
1	1:12.073	48.533	27.292	2:27.898	11	40.054	45.256	26.787	1:52.097
2	42.532	48.327	<b>26.933</b>	1:57.792	12	41.122	45.403	27.285	1:53.810
3	42.919	48.249	27.479	1:58.647	13	40.770	44.645	27.260	1:52.675
4	<b>41.699</b>	<b>46.982</b>	27.135	<b>1:55.816</b>	14	41.149	46.626	28.170	1:55.945
5	42.033	47.196	27.603	1:56.832	15	41.544	45.246	28.072	1:54.862
6	42.393	47.144	27.602	1:57.139	<b>23 Levi ROGERS (QLD) (10th)</b>				
7	42.431	47.347	27.465	1:57.243	1	1:09.463	47.543	26.389	2:23.395
8	42.593	48.624	28.071	1:59.288	2	42.516	46.321	26.745	1:55.582
9	42.545	48.298	27.783	1:58.626	3	<b>41.089</b>	47.004	<b>26.670</b>	<b>1:54.763</b>
10	42.457	47.946	27.966	1:58.369	4	42.341	48.478	27.418	1:58.237
11	42.647	48.453	28.232	1:59.332	5	41.289	46.863	27.079	1:55.231
12	42.661	48.344	27.869	1:58.874	6	42.950	47.533	27.421	1:57.904
13	43.940	47.826	27.696	1:59.462	7	42.295	47.946	27.380	1:57.621
14	43.033	47.721	28.063	1:58.817	8	41.873	47.273	27.858	1:57.004
15	43.670	47.231	27.986	1:58.887	9	42.676	1:03.290	26.900	2:12.866
<b>9 Lars VAN BERKEL (WA) (7th)</b>					10	46.400	48.916	27.574	2:02.890
1	1:06.057	49.460	26.834	2:22.351	11	42.300	49.270	28.034	1:59.604
2	42.074	<b>46.383</b>	<b>26.548</b>	<b>1:55.005</b>	12	42.158	47.600	27.623	1:57.381
3	41.240	47.547	26.816	1:55.603	13	41.904	48.573	27.949	1:58.426
4	41.794	46.654	27.410	1:55.858	14	42.589	47.315	27.589	1:57.493
5	<b>40.482</b>	47.345	27.250	1:55.077	15	42.404	<b>46.007</b>	28.030	1:56.441

*Scott Laing*  
 Chief Timekeeper - Scott Laing

*Mark Hancock*  
 Race Director - Mark Hancock





**Round 5**  
**Murray Bridge - SA**  
**23 June 2024**

**THOR**

**THOR MX1**  
**Moto 1**

Date: 23/06/24  
 Event: R05  
 Weather: Cloudy - Temp: 13.5C  
 Track: Good

Started at: 13:13:04  
 Laps: 25 Min + 1 Lap  
 Starters: 33  
 Posted at: 13:48

**PROVISIONAL SECTOR TIMES**

Lap	Sector 1	Sector 2	Sector 3	Lap Time	Lap	Sector 1	Sector 2	Sector 3	Lap Time
<b>24 Brett METCALFE (SA) (4th)</b>					5	1:16.688	51.953	30.193	2:38.834
1	1:05.231	45.451	26.212	2:16.894	6	47.684	55.481	30.183	2:13.348
2	41.700	45.563	26.862	1:54.125	7	46.649	56.401	30.544	2:13.594
3	41.780	45.626	<b>26.159</b>	1:53.565	8	46.486	54.665	31.826	2:12.977
4	41.062	45.544	26.599	1:53.205	9	46.824	56.451	31.442	2:14.717
5	40.881	46.982	26.608	1:54.471	10	49.385	55.921	31.438	2:16.744
6	41.142	45.904	26.630	1:53.676	11	46.149	54.889	31.677	2:12.715
7	40.623	45.256	26.680	<b>1:52.559</b>	12	46.975	54.680	30.714	2:12.369
8	<b>40.527</b>	46.039	26.860	1:53.426	13	45.907	55.232	30.143	2:11.282
9	41.291	46.641	26.903	1:54.835	<b>32 Joel CIGLIANO (NSW) (23th)</b>				
10	40.676	46.547	26.496	1:53.719	1	1:16.169	52.398	28.710	2:37.277
11	40.945	45.431	27.777	1:54.153	2	44.085	53.466	28.772	2:06.323
12	41.717	<b>45.200</b>	27.775	1:54.692	3	43.931	51.273	<b>28.647</b>	2:03.851
13	41.229	46.630	28.081	1:55.940	4	<b>43.843</b>	<b>51.182</b>	28.709	<b>2:03.734</b>
14	41.835	46.177	27.606	1:55.618	5	45.753	51.432	29.240	2:06.425
15	41.703	45.927	27.763	1:55.393	6	44.171	52.463	29.923	2:06.557
<b>28 Cooper HOLROYD (NSW) (DNF)</b>					7	45.118	53.493	29.340	2:07.951
1	1:09.798	49.956	27.983	2:27.737	8	45.089	53.030	29.312	2:07.431
2	43.887	49.458	28.434	2:01.779	9	44.915	52.976	29.259	2:07.150
3	<b>43.598</b>	49.465	28.556	2:01.619	10	46.595	52.900	30.120	2:09.615
4	43.925	<b>49.075</b>	<b>28.326</b>	<b>2:01.326</b>	11	45.879	53.549	31.083	2:10.511
5	1:57.166	53.736	31.309	3:22.211	12	45.782	52.682	29.974	2:08.438
<b>29 Navrin GROTHUES (QLD) (22th)</b>					13	46.564	53.951	31.084	2:11.599
1	1:12.584	51.567	27.987	2:32.138	14	48.240	54.772	32.336	2:15.348
2	44.039	<b>49.101</b>	<b>28.678</b>	<b>2:01.818</b>	<b>33 Jordan SIMPSON (SA) (29th)</b>				
3	<b>43.509</b>	50.391	29.006	2:02.906	1	1:18.093	1:04.112	30.667	2:52.872
4	43.746	52.356	29.639	2:05.741	2	47.203	<b>53.608</b>	<b>29.555</b>	<b>2:10.366</b>
5	44.840	50.654	30.056	2:05.550	3	<b>46.673</b>	55.375	30.358	2:12.406
6	45.304	51.714	30.340	2:07.358	4	47.001	55.564	31.252	2:13.817
7	45.485	51.287	30.160	2:06.932	5	50.229	56.458	33.871	2:20.558
8	45.768	52.395	30.292	2:08.455	6	51.534	58.286	30.804	2:20.624
9	46.236	52.193	30.189	2:08.618	7	51.422	58.174	32.957	2:22.553
10	47.228	51.930	30.794	2:09.952	8	47.658	55.470	31.131	2:14.259
11	45.809	51.387	30.089	2:07.285	9	51.811	56.001	31.452	2:19.264
12	46.238	52.574	29.853	2:08.665	10	1:05.500	58.072	32.519	2:36.091
13	46.568	52.969	30.566	2:10.103	11	53.024	56.935	30.809	2:20.768
14	45.357	51.060	28.848	2:05.265	12	52.571	58.634	34.289	2:25.494
<b>31 James DAVISON (NSW) (28th)</b>					<b>38 Bryce OGNENIS (VIC) (15th)</b>				
1	1:16.321	52.669	29.794	2:38.784	1	1:12.180	49.541	27.800	2:29.521
2	45.765	53.889	29.420	2:09.074	2	43.060	<b>48.086</b>	27.758	1:58.904
3	45.333	<b>51.629</b>	<b>29.287</b>	<b>2:06.249</b>	3	42.559	48.533	<b>27.436</b>	<b>1:58.528</b>
4	<b>44.601</b>	55.266	29.466	2:09.333	4	43.145	48.354	27.536	1:59.035

*Scott Laing*  
 Chief Timekeeper - Scott Laing

*Mark Hancock*  
 Race Director - Mark Hancock





**Round 5**  
**Murray Bridge - SA**  
**23 June 2024**

**THOR**

**THOR MX1**  
**Moto 1**

Date: 23/06/24  
 Event: R05  
 Weather: Cloudy - Temp: 13.5C  
 Track: Good

Started at: 13:13:04  
 Laps: 25 Min + 1 Lap  
 Starters: 33  
 Posted at: 13:48

**PROVISIONAL SECTOR TIMES**

Lap	Sector 1	Sector 2	Sector 3	Lap Time	Lap	Sector 1	Sector 2	Sector 3	Lap Time
5	<b>41.981</b>	48.890	28.144	1:59.015	2	42.259	46.820	<b>25.917</b>	1:54.996
6	42.053	49.048	28.179	1:59.280	3	40.980	46.446	26.629	1:54.055
7	43.359	48.381	27.760	1:59.500	4	41.429	46.205	27.573	1:55.207
8	43.008	49.912	28.833	2:01.753	5	41.605	46.076	26.301	1:53.982
9	43.151	49.426	29.286	2:01.863	6	41.814	45.035	27.449	1:54.298
10	42.912	50.175	28.916	2:02.003	7	41.882	46.025	27.520	1:55.427
11	43.611	49.024	29.177	2:01.812	8	44.102	46.227	27.257	1:57.586
12	44.387	49.980	29.206	2:03.573	9	<b>40.763</b>	<b>44.862</b>	27.113	<b>1:52.738</b>
13	44.218	49.394	29.543	2:03.155	10	41.875	45.395	26.842	1:54.112
14	54.291	50.645	30.428	2:15.364	11	41.764	46.638	27.725	1:56.127
					12	42.180	46.390	27.719	1:56.289
					13	43.136	45.530	27.220	1:55.886
<b>40 Kye ORCHARD (QLD) (20th)</b>					14	41.828	46.489	28.354	1:56.671
1	1:15.171	51.114	29.990	2:36.275	15	42.227	48.903	28.411	1:59.541
2	43.583	<b>49.688</b>	28.834	<b>2:02.105</b>					
3	<b>43.444</b>	50.184	<b>28.590</b>	2:02.218	<b>49 Cody O'LOAN (QLD) (19th)</b>				
4	43.676	49.775	29.083	2:02.534	1	1:14.013	51.146	28.199	2:33.358
5	45.571	51.023	29.250	2:05.844	2	43.836	49.235	27.778	2:00.849
6	43.488	49.958	29.671	2:03.117	3	44.013	<b>47.915</b>	<b>27.620</b>	<b>1:59.548</b>
7	44.559	50.044	29.862	2:04.465	4	43.832	49.205	28.486	2:01.523
8	44.508	52.088	29.948	2:06.544	5	44.054	49.396	28.601	2:02.051
9	44.489	53.326	28.850	2:06.665	6	44.689	49.832	28.867	2:03.388
10	44.225	51.207	29.830	2:05.262	7	43.542	49.530	28.053	2:01.125
11	47.186	51.968	29.734	2:08.888	8	<b>43.364</b>	50.399	28.631	2:02.394
12	48.279	50.946	29.716	2:08.941	9	44.639	50.948	29.560	2:05.147
13	45.839	53.289	31.214	2:10.342	10	44.972	49.901	29.152	2:04.025
14	45.334	51.291	29.914	2:06.539	11	44.361	50.601	29.251	2:04.213
<b>45 John DARROCH (WA) (12th)</b>					12	44.896	51.240	30.370	2:06.506
1	1:09.290	49.503	27.195	2:25.988	13	46.422	49.706	30.204	2:06.332
2	43.178	48.948	27.123	1:59.249	14	48.428	52.621	30.771	2:11.820
3	42.738	<b>46.964</b>	<b>26.966</b>	<b>1:56.668</b>					
4	42.438	48.234	27.129	1:57.801	<b>70 Ben NOVAK (NSW) (14th)</b>				
5	41.825	49.105	27.255	1:58.185	1	1:08.567	49.077	27.893	2:25.537
6	<b>41.588</b>	48.218	27.526	1:57.332	2	44.580	49.110	28.509	2:02.199
7	42.884	48.395	27.902	1:59.181	3	42.798	48.780	28.741	2:00.319
8	42.973	48.600	27.918	1:59.491	4	43.477	49.047	28.435	2:00.959
9	42.762	49.023	28.382	2:00.167	5	<b>42.396</b>	48.883	28.429	1:59.708
10	42.265	49.063	28.464	1:59.792	6	42.587	<b>47.832</b>	<b>27.928</b>	<b>1:58.347</b>
11	43.256	48.218	28.441	1:59.915	7	42.740	49.344	28.223	2:00.307
12	43.147	48.813	29.004	2:00.964	8	44.032	49.385	27.990	2:01.407
13	43.245	49.654	28.224	2:01.123	9	43.999	49.030	28.743	2:01.772
14	43.990	50.187	34.285	2:08.462	10	43.689	49.618	28.100	2:01.407
<b>47 Todd WATERS (QLD) (6th)</b>					11	43.314	49.470	28.724	2:01.508
1	1:06.719	47.189	26.704	2:20.612	12	44.436	49.242	29.053	2:02.731
					13	44.332	48.831	28.809	2:01.972

*Scott Laing*  
 Chief Timekeeper - Scott Laing

*Mark Hancock*  
 Race Director - Mark Hancock



[www.computime.com.au](http://www.computime.com.au)  
**COMPUTIME RACE TIMING SYSTEMS PTY LTD**





**Round 5**  
**Murray Bridge - SA**  
**23 June 2024**

**THOR**

**THOR MX1**  
**Moto 1**

Date: 23/06/24  
 Event: R05  
 Weather: Cloudy - Temp: 13.5C  
 Track: Good

Started at: 13:13:04  
 Laps: 25 Min + 1 Lap  
 Starters: 33  
 Posted at: 13:48

**PROVISIONAL SECTOR TIMES**

Lap	Sector 1	Sector 2	Sector 3	Lap Time	Lap	Sector 1	Sector 2	Sector 3	Lap Time
14	48.670	49.248	29.904	2:07.822	11	44.299	48.829	28.676	2:01.804
					12	44.768	53.185	28.390	2:06.343
<b>81 Joel EVANS (QLD) (8th)</b>					13	43.456	49.667	28.340	2:01.463
1	1:08.487	48.959	27.285	2:24.731	14	45.502	48.614	28.717	2:02.833
2	42.297	46.893	<b>26.747</b>	1:55.937					
3	41.300	<b>46.608</b>	27.107	1:55.015	<b>86 Jett KIPPS (VIC) (27th)</b>				
4	42.341	47.814	27.052	1:57.207	1	1:18.883	52.494	29.179	2:40.556
5	40.999	47.060	26.815	<b>1:54.874</b>	2	45.408	51.926	<b>28.442</b>	<b>2:05.776</b>
6	<b>40.490</b>	47.094	27.699	1:55.283	3	45.385	51.392	29.282	2:06.059
7	41.324	47.055	28.184	1:56.563	4	<b>45.304</b>	52.137	29.375	2:06.816
8	42.288	46.948	27.872	1:57.108	5	46.789	53.300	29.740	2:09.829
9	41.342	46.754	28.123	1:56.219	6	46.070	54.569	29.570	2:10.209
10	41.990	46.626	27.991	1:56.607	7	47.219	52.915	29.561	2:09.695
11	41.456	46.927	28.839	1:57.222	8	46.432	52.364	31.065	2:09.861
12	42.514	47.045	28.055	1:57.614	9	47.501	52.457	30.544	2:10.502
13	42.691	47.531	28.315	1:58.537	10	47.279	51.435	29.462	2:08.176
14	42.508	47.342	28.601	1:58.451	11	45.896	<b>51.371</b>	30.232	2:07.499
15	41.930	48.398	28.525	1:58.853	12	46.196	55.884	31.941	2:14.021
					13	48.192	54.547	32.645	2:15.384
<b>82 Elijah WIESE (SA) (26th)</b>					<b>88 Riley FUCSKO (VIC) (21th)</b>				
1	1:13.174	52.056	28.614	2:33.844	1	1:11.340	52.640	28.629	2:32.609
2	45.419	51.147	28.786	2:05.352	2	<b>44.153</b>	49.951	<b>27.843</b>	<b>2:01.947</b>
3	44.929	<b>50.263</b>	<b>28.596</b>	<b>2:03.788</b>	3	45.507	<b>49.222</b>	28.622	2:03.351
4	<b>44.298</b>	51.749	29.027	2:05.074	4	46.063	52.079	28.684	2:06.826
5	46.894	51.646	29.353	2:07.893	5	46.549	50.891	29.419	2:06.859
6	45.021	54.987	29.925	2:09.933	6	45.282	52.561	29.251	2:07.094
7	46.006	54.223	30.332	2:10.561	7	45.571	53.125	29.257	2:07.953
8	47.116	53.528	33.075	2:13.719	8	46.240	51.743	31.031	2:09.014
9	45.579	55.007	30.095	2:10.681	9	45.777	52.924	29.591	2:08.292
10	44.872	54.506	30.804	2:10.182	10	45.324	51.669	29.933	2:06.926
11	48.479	54.730	31.402	2:14.611	11	46.222	52.134	29.586	2:07.942
12	48.246	56.278	30.658	2:15.182	12	45.614	51.586	29.538	2:06.738
13	48.515	53.346	29.633	2:11.494	13	44.891	51.218	29.899	2:06.008
					14	46.507	52.675	29.776	2:08.958
<b>84 Siegah WARD (SA) (13th)</b>					<b>96 Kyle WEBSTER (VIC) (1st)</b>				
1	1:11.673	48.741	28.141	2:28.555	1	1:00.349	43.845	25.808	2:10.002
2	42.708	48.314	27.888	1:58.910	2	40.036	44.169	25.939	1:50.144
3	42.895	47.906	27.468	<b>1:58.269</b>	3	39.939	<b>43.791</b>	26.277	<b>1:50.007</b>
4	42.158	49.024	<b>27.288</b>	1:58.470	4	40.368	44.315	<b>25.759</b>	1:50.442
5	<b>42.144</b>	48.141	28.669	1:58.954	5	<b>39.762</b>	44.321	26.051	1:50.134
6	42.890	47.908	27.750	1:58.548	6	40.893	44.816	26.203	1:51.912
7	43.472	<b>47.705</b>	28.245	1:59.422	7	40.640	44.201	26.039	1:50.880
8	42.771	48.332	28.244	1:59.347	8	40.693	45.650	27.029	1:53.372
9	42.845	49.093	28.966	2:00.904					
10	43.246	56.704	29.096	2:09.046					

*Scott Laing*  
 Chief Timekeeper - Scott Laing

*Mark Hancock*  
 Race Director - Mark Hancock







**Round 5**  
**Murray Bridge - SA**  
**23 June 2024**

**THOR**

**THOR MX1**  
**Moto 1**

Date: 23/06/24  
 Event: R05  
 Weather: Cloudy - Temp: 13.5C  
 Track: Good

Started at: 13:13:04  
 Laps: 25 Min + 1 Lap  
 Starters: 33  
 Posted at: 13:48

**PROVISIONAL SECTOR TIMES**

Lap	Sector 1	Sector 2	Sector 3	Lap Time	Lap	Sector 1	Sector 2	Sector 3	Lap Time
9	41.944	44.583	26.509	1:53.036	8	44.571	51.072	29.583	2:05.226
10	40.830	44.591	26.234	1:51.655	9	43.890	51.119	29.584	2:04.593
11	41.807	43.844	26.530	1:52.181	10	45.549	51.632	30.770	2:07.951
12	40.729	44.397	27.034	1:52.160	11	44.841	50.933	31.264	2:07.038
13	41.418	45.922	27.502	1:54.842	12	45.150	50.505	29.519	2:05.174
14	41.309	45.594	27.946	1:54.849	13	45.078	53.159	29.609	2:07.846
15	42.397	47.178	28.495	1:58.070	14	44.132	49.621	29.236	2:02.989

**98 Blake WALDON (NSW) (DNF)**

**168 Zhane DUNLOP (QLD) (25th)**

1	1:18.225	52.843	28.851	2:39.919
2	49.328	<b>52.053</b>	29.312	2:10.693
3	45.309	52.572	<b>28.987</b>	<b>2:06.868</b>
4	<b>45.052</b>	52.850	29.624	2:07.526

1	1:12.907	49.450	27.670	2:30.027
2	43.345	<b>48.840</b>	<b>28.064</b>	<b>2:00.249</b>
3	43.991	49.801	28.912	2:02.704
4	<b>43.278</b>	50.046	28.543	2:01.867
5	43.579	50.148	28.442	2:02.169
6	43.702	50.802	1:09.101	2:43.605
7	44.605	52.580	29.353	2:06.538
8	44.763	54.284	31.204	2:10.251
9	46.131	51.131	29.724	2:06.986
10	45.812	51.647	29.526	2:06.985
11	46.155	52.339	29.992	2:08.486
12	45.600	1:03.190	29.555	2:18.345
13	45.705	53.459	30.327	2:09.491

**102 Matt MOSS (NSW) (DNF)**

1	1:04.669	47.400	27.754	2:19.823
2	41.894	46.647	<b>26.347</b>	1:54.888
3	42.765	46.889	27.246	1:56.900
4	<b>41.262</b>	<b>46.421</b>	27.201	<b>1:54.884</b>
5	41.372	46.462	27.743	1:55.577

**119 Cooper KREZLIK (VIC) (24th)**

1	1:17.376	51.457	29.562	2:38.395
2	45.426	52.045	<b>28.617</b>	2:06.088
3	45.897	51.314	29.928	2:07.139
4	45.024	52.253	29.406	2:06.683
5	46.211	<b>50.343</b>	29.913	2:06.467
6	45.205	51.828	29.014	2:06.047
7	47.609	53.761	31.259	2:12.629
8	48.488	52.106	30.226	2:10.820
9	48.906	52.804	29.833	2:11.543
10	49.229	51.319	29.926	2:10.474
11	<b>44.740</b>	50.660	29.931	<b>2:05.331</b>
12	45.572	52.290	29.879	2:07.741
13	46.349	51.812	30.233	2:08.394
14	47.172	52.568	31.902	2:11.642

**174 Sam LARSEN (QLD) (11th)**

1	1:13.310	49.983	27.683	2:30.976
2	43.916	47.475	28.843	2:00.234
3	42.596	47.900	<b>27.562</b>	1:58.058
4	43.517	<b>47.104</b>	27.843	1:58.464
5	42.527	47.206	28.260	<b>1:57.993</b>
6	42.809	48.073	28.438	1:59.320
7	43.875	47.912	28.422	2:00.209
8	42.602	47.688	27.906	1:58.196
9	<b>42.247</b>	47.829	28.202	1:58.278
10	43.269	48.904	27.880	2:00.053
11	43.259	47.731	28.288	1:59.278
12	42.830	47.448	28.314	1:58.592
13	43.925	48.653	28.720	2:01.298
14	45.089	47.551	28.436	2:01.076
15	45.990	49.787	30.118	2:05.895

**162 Luke ZIELINSKI (QLD) (16th)**

1	1:10.327	48.328	27.782	2:26.437
2	42.377	48.455	<b>27.553</b>	1:58.385
3	42.050	<b>48.410</b>	27.826	<b>1:58.286</b>
4	42.699	48.743	27.879	1:59.321
5	<b>42.046</b>	49.052	28.379	1:59.477
6	43.155	50.046	28.289	2:01.490
7	43.051	51.087	28.892	2:03.030

**199 Nathan CRAWFORD (QLD) (5th)**

1	1:07.008	48.090	26.218	2:21.316
2	48.485	46.018	26.919	2:01.422
3	40.476	46.235	26.623	1:53.334
4	40.640	46.770	26.606	1:54.016

*Scott Laing*  
 Chief Timekeeper - Scott Laing

*Mark Hancock*  
 Race Director - Mark Hancock



[www.computime.com.au](http://www.computime.com.au)  
**COMPUTIME RACE TIMING SYSTEMS PTY LTD**





**Round 5**  
**Murray Bridge - SA**  
**23 June 2024**

**THOR**

**THOR MX1**  
**Moto 1**

Date: 23/06/24  
 Event: R05  
 Weather: Cloudy - Temp: 13.5C  
 Track: Good

Started at: 13:13:04  
 Laps: 25 Min + 1 Lap  
 Starters: 33  
 Posted at: 13:48

**PROVISIONAL SECTOR TIMES**

Lap	Sector 1	Sector 2	Sector 3	Lap Time	Lap	Sector 1	Sector 2	Sector 3	Lap Time
5	40.413	46.564	26.641	1:53.618	11	44.018	47.863	29.167	2:01.048
6	<b>40.276</b>	<b>45.242</b>	26.816	1:52.334	12	46.094	48.146	29.304	2:03.544
7	40.418	45.869	<b>26.320</b>	1:52.607	13	43.697	50.111	29.161	2:02.969
8	41.724	46.062	26.642	1:54.428	14	44.347	48.572	28.603	2:01.522
9	40.552	45.858	27.284	1:53.694	<b>415 Cody SCHAT (QLD) (17th)</b>				
10	40.494	45.286	26.456	<b>1:52.236</b>					
11	40.868	46.102	26.829	1:53.799					
12	42.283	46.462	27.517	1:56.262					
13	40.666	46.219	27.475	1:54.360					
14	42.638	47.745	27.830	1:58.213					
15	41.671	48.643	29.763	2:00.077					
<b>215 Liam JACKSON (QLD) (18th)</b>									
1	1:11.054	50.775	51.620	2:53.449					
2	42.015	<b>46.720</b>	27.809	<b>1:56.544</b>					
3	42.237	46.993	<b>27.377</b>	1:56.607					
4	<b>41.713</b>	48.715	27.985	1:58.413					
5	44.662	48.686	28.017	2:01.365					
6	42.392	49.813	41.705	2:13.910					
7	43.522	49.368	28.356	2:01.246					
8	43.043	50.282	28.729	2:02.054					
9	44.205	47.750	29.997	2:01.952					
10	44.399	48.131	29.514	2:02.044					
1	1:15.093	51.330	27.984	2:34.407					
2	44.022	49.694	28.507	2:02.223					
3	43.977	49.422	<b>27.769</b>	<b>2:01.168</b>					
4	44.212	<b>48.869</b>	28.563	2:01.644					
5	43.313	49.545	29.201	2:02.059					
6	43.471	49.974	28.542	2:01.987					
7	43.681	49.765	28.858	2:02.304					
8	<b>43.072</b>	50.592	28.744	2:02.408					
9	43.563	50.430	29.015	2:03.008					
10	45.001	49.650	29.078	2:03.729					
11	45.419	49.872	28.997	2:04.288					
12	44.116	49.262	28.658	2:02.036					
13	44.210	51.074	28.872	2:04.156					
14	44.539	49.566	29.611	2:03.716					

The results are provisional until the expiration of the time limit for protests and appeals.

*Scott Laing*  
 Chief Timekeeper - Scott Laing

*Mark Hancock*  
 Race Director - Mark Hancock



[www.computime.com.au](http://www.computime.com.au)  
**COMPUTIME RACE TIMING SYSTEMS PTY LTD**





**Round 5**  
**Murray Bridge - SA**  
**23 June 2024**



**THOR MX1**  
**Moto 1**

Date: 23/06/24  
 Event: R05  
 Weather: Cloudy - Temp: 13.5C  
 Track: Good

Started at: 13:13:04  
 Laps: 25 Min + 1 Lap  
 Starters: 33  
 Posted at: 13:48

**PROVISIONAL FASTEST LAPS SEQUENCE**

Lap	Race Pos	No	Name	Machine	Fastest Lap	On Lap
1	1	96	Kyle WEBSTER (VIC)	Honda CRF 450	2:10.002	1
2	1	96	Kyle WEBSTER (VIC)	Honda CRF 450	1:50.144	2
3	1	96	Kyle WEBSTER (VIC)	Honda CRF 450	1:50.007	3

The results are provisional until the expiration of the time limit for protests and appeals.

  
 Chief Timekeeper - Scott Laing

  
 Race Director - Mark Hancock



[www.computime.com.au](http://www.computime.com.au)  
**COMPUTIME RACE TIMING SYSTEMS PTY LTD**





**Round 5**  
**Murray Bridge - SA**  
**23 June 2024**

**THOR**

**THOR MX1**  
**Moto 1**

Date: 23/06/24  
 Event: R05  
 Weather: Cloudy - Temp: 13.5C  
 Track: Good

Started at: 13:13:04  
 Laps: 25 Min + 1 Lap  
 Starters: 33  
 Posted at: 13:48

**PROVISIONAL LAP SHEET**

No	Lap Time	Gap	No	Lap Time	Gap	No	Lap Time	Gap	No	Lap Time	Gap	No	Lap Time	Gap
<b>Lap 1</b>			4	1:52.218	6.670	47	1:54.055	19.510	199	1:54.016	29.493	45	1:58.185	47.162
96	2:10.002		24	1:54.125	10.873	102	1:56.900	21.458	23	1:58.237	31.382	162	1:59.477	51.177
4	2:14.598	4.596	14	1:51.197	10.876	9	1:55.603	22.806	81	1:57.207	32.295	84	1:58.954	52.429
24	2:16.894	6.892	5	1:55.056	13.669	23	1:54.763	23.587	45	1:57.801	39.111	38	1:59.015	54.274
5	2:18.759	8.757	102	1:54.888	14.565	81	1:55.015	25.530	8	1:55.816	39.558	174	1:57.993	54.996
102	2:19.823	9.821	47	1:54.996	15.462	199	1:53.334	25.919	162	1:59.321	41.834	70	1:59.708	57.993
14	2:19.825	9.823	9	1:55.005	17.210	45	1:56.668	31.752	84	1:58.470	43.609	168	2:02.169	1:06.287
47	2:20.612	10.610	23	1:55.582	18.831	162	1:58.286	32.955	38	1:59.035	45.393	49	2:02.051	1:06.600
199	2:21.316	11.314	81	1:55.937	20.522	8	1:58.647	34.184	174	1:58.464	47.137	415	2:02.059	1:10.772
9	2:22.351	12.349	199	2:01.422	22.592	84	1:58.269	35.581	70	2:00.959	48.419	215	2:01.365	1:15.649
23	2:23.395	13.393	162	1:58.385	24.676	38	1:58.528	36.800	28	2:01.326	51.866	29	2:05.550	1:17.424
81	2:24.731	14.729	45	1:59.249	25.091	70	2:00.319	37.902	168	2:01.867	54.252	40	2:05.844	1:18.247
70	2:25.537	15.535	8	1:57.792	25.544	174	1:58.058	39.115	49	2:01.523	54.683	88	2:06.859	1:20.863
45	2:25.988	15.986	84	1:58.910	27.319	28	2:01.619	40.982	415	2:01.644	58.847	82	2:07.893	1:25.222
162	2:26.437	16.435	70	2:02.199	27.590	168	2:02.704	42.827	29	2:05.741	1:02.008	32	2:06.425	1:26.881
28	2:27.737	17.735	38	1:58.904	28.279	49	1:59.548	43.602	40	2:02.534	1:02.537	119	2:06.467	1:34.043
8	2:27.898	17.896	28	2:01.779	29.370	29	2:02.906	46.709	88	2:06.826	1:04.138	86	2:09.829	1:38.307
84	2:28.555	18.553	168	2:00.249	30.130	415	2:01.168	47.645	215	1:58.413	1:04.418	<b>Lap 6</b>		
38	2:29.521	19.519	174	2:00.234	31.064	88	2:03.351	47.754	82	2:05.074	1:07.463	96	1:51.912	
168	2:30.027	20.025	29	2:01.818	33.810	40	2:02.218	50.445	32	2:03.734	1:10.590	14	1:53.273	15.761
174	2:30.976	20.974	49	2:00.849	34.061	82	2:03.788	52.831	119	2:06.683	1:17.710	31	2:38.834	1 lap
29	2:32.138	22.136	88	2:01.947	34.410	215	1:56.607	56.447	86	2:06.816	1:18.612	24	1:53.676	23.295
88	2:32.609	22.607	415	2:02.223	36.484	32	2:03.851	57.298	31	2:09.333	1:22.845	5	1:53.914	25.434
49	2:33.358	23.356	40	2:02.105	38.234	119	2:07.139	1:01.469	98	2:07.526	1:24.411	33	2:20.558	1 lap
82	2:33.844	23.842	82	2:05.352	39.050	86	2:06.059	1:02.238	33	2:13.817	1:48.866	47	1:54.298	30.509
415	2:34.407	24.405	32	2:06.323	43.454	31	2:06.249	1:03.954	<b>Lap 5</b>			28	3:22.211	1 lap
40	2:36.275	26.273	119	2:06.088	44.337	98	2:06.868	1:07.327	96	1:50.134		199	1:52.334	33.399
32	2:37.277	27.275	86	2:05.776	46.186	33	2:12.406	1:25.491	14	1:51.740	14.400	9	1:58.036	39.289
119	2:38.395	28.393	31	2:09.074	47.712	<b>Lap 4</b>			24	1:54.471	21.531	81	1:55.283	40.406
31	2:38.784	28.782	215	1:56.544	49.847	96	1:50.442		5	1:52.859	23.432	23	1:57.904	42.471
98	2:39.919	29.917	98	2:10.693	50.466	4	3:39.673	1 lap	47	1:53.982	28.123	8	1:57.139	51.483
86	2:40.556	30.554	33	2:10.366	1:03.092	14	1:51.091	12.794	102	1:55.577	31.343	45	1:57.332	52.582
33	2:52.872	42.870	<b>Lap 3</b>			24	1:53.205	17.194	199	1:53.618	32.977	84	1:58.548	59.065
215	2:53.449	43.447	96	1:50.007		5	1:52.489	20.707	9	1:55.077	33.165	162	2:01.490	1:00.755
<b>Lap 2</b>			14	1:51.276	12.145	47	1:55.207	24.275	23	1:55.231	36.479	38	1:59.280	1:01.642
96	1:50.144		24	1:53.565	14.431	102	1:54.884	25.900	81	1:54.874	37.035	174	1:59.320	1:02.404
			5	1:54.998	18.660	9	1:55.858	28.222	8	1:56.832	46.256	70	1:58.347	1:04.428

*Scott Laing*  
 Chief Timekeeper - Scott Laing

*Mark Hancock*  
 Race Director - Mark Hancock



[www.computime.com.au](http://www.computime.com.au)  
**COMPUTIME RACE TIMING SYSTEMS PTY LTD**





**Round 5**  
**Murray Bridge - SA**  
**23 June 2024**

**THOR**

**THOR MX1**  
**Moto 1**

Date: 23/06/24  
 Event: R05  
 Weather: Cloudy - Temp: 13.5C  
 Track: Good

Started at: 13:13:04  
 Laps: 25 Min + 1 Lap  
 Starters: 33  
 Posted at: 13:48

**PROVISIONAL LAP SHEET**

No	Lap Time	Gap	No	Lap Time	Gap	No	Lap Time	Gap	No	Lap Time	Gap	No	Lap Time	Gap			
49	2:03.388	1:18.076	<b>Lap 8</b>			119	2:10.820	1 lap	8	1:58.369	1:16.066						
415	2:01.987	1:20.847	96	1:53.372		199	1:53.694	36.840	45	1:59.792	1:22.270	<b>Lap 12</b>					
40	2:03.117	1:29.452	32	2:07.951	1 lap	168	2:10.251	1 lap	23	2:02.890	1:23.909	96	1:52.160				
29	2:07.358	1:32.870	82	2:10.561	1 lap	86	2:09.861	1 lap	174	2:00.053	1:30.197	14	1:53.810	13.847			
88	2:07.094	1:36.045	14	1:51.054	13.702	47	1:52.738	38.972	38	2:02.003	1:37.818	162	2:07.038	1 lap			
215	2:13.910	1:37.647	119	2:12.629	1 lap	9	1:55.305	50.384	84	2:09.046	1:38.841	31	2:16.744	2 laps			
32	2:06.557	1:41.526	168	2:06.538	1 lap	81	1:56.219	53.008	70	2:01.407	1:40.378	49	2:04.213	1 lap			
82	2:09.933	1:43.243	86	2:09.695	1 lap	8	1:58.626	1:09.352	31	2:14.717	1 lap	415	2:04.288	1 lap			
119	2:06.047	1:48.178	24	1:53.426	25.028	23	2:12.866	1:12.674	<b>Lap 11</b>			215	2:01.048	1 lap			
<b>Lap 7</b>			5	1:53.662	26.921	45	2:00.167	1:14.133	96	1:52.181		24	1:54.692	33.395			
96	1:50.880		199	1:54.428	36.182	84	2:00.904	1:21.450	49	2:04.025	1 lap	5	1:54.358	34.331			
86	2:10.209	1 lap	47	1:57.586	39.270	174	1:58.278	1:21.799	162	2:07.951	1 lap	199	1:56.262	43.141			
168	2:43.605	1 lap	9	1:56.477	48.115	31	2:12.977	1 lap	49	2:03.729	1 lap	40	2:08.888	1 lap			
14	1:51.139	16.020	81	1:57.108	49.825	38	2:01.863	1:27.470	415	2:03.729	1 lap	47	1:56.289	49.504			
24	1:52.559	24.974	23	1:57.004	52.844	70	2:01.772	1:30.626	14	1:52.097	12.197	29	2:07.285	1 lap			
5	1:52.077	26.631	31	2:13.594	1 lap	162	2:04.593	1:36.316	33	2:19.264	2 laps	88	2:07.942	1 lap			
47	1:55.427	35.056	8	1:59.288	1:03.762	33	2:14.259	1 lap	215	2:02.044	1 lap	9	1:57.417	1:05.257			
199	1:52.607	35.126	45	1:59.491	1:07.002	49	2:05.147	1:49.454	24	1:54.153	30.863	33	2:36.091	2 laps			
31	2:13.348	1 lap	84	1:59.347	1:13.582	415	2:03.008	1:51.279	40	2:05.262	1 lap	81	1:57.614	1:08.455			
9	1:56.601	45.010	174	1:58.196	1:16.557	<b>Lap 10</b>			5	1:53.919	32.133	32	2:10.511	1 lap			
81	1:56.563	46.089	38	2:01.753	1:18.643	96	1:51.655		199	1:53.799	39.039	168	2:08.486	1 lap			
23	1:57.621	49.212	70	2:01.407	1:21.890	14	1:51.684	12.281	47	1:56.127	45.375	119	2:05.331	1 lap			
33	2:20.624	1 lap	162	2:05.226	1:24.759	14	1:51.684	12.281	29	2:09.952	1 lap	86	2:07.499	1 lap			
8	1:57.243	57.846	33	2:22.553	1 lap	215	2:01.952	1 lap	88	2:06.926	1 lap	82	2:14.611	1 lap			
45	1:59.181	1:00.883	49	2:02.394	1:37.343	40	2:06.665	1 lap	32	2:09.615	1 lap	8	1:58.874	1:29.931			
84	1:59.422	1:07.607	415	2:02.408	1:41.307	29	2:08.618	1 lap	9	1:56.572	1:00.000	23	1:57.381	1:36.553			
38	1:59.500	1:10.262	<b>Lap 9</b>			24	1:53.719	28.891	81	1:57.222	1:03.001	45	2:00.964	1:38.808			
174	2:00.209	1:11.733	96	1:53.036		5	1:53.766	30.395	82	2:10.182	1 lap	174	1:58.592	1:43.726			
162	2:03.030	1:12.905	40	2:06.544	1 lap	88	2:08.292	1 lap	168	2:06.985	1 lap	<b>Lap 13</b>					
70	2:00.307	1:13.855	215	2:02.054	1 lap	32	2:07.150	1 lap	119	2:10.474	1 lap	96	1:54.842				
49	2:01.125	1:28.321	29	2:08.455	1 lap	199	1:52.236	37.421	86	2:08.176	1 lap	38	2:03.573	1 lap			
415	2:02.304	1:32.271	14	1:51.586	12.252	47	1:54.112	41.429	8	1:59.332	1:23.217	70	2:02.731	1 lap			
40	2:04.465	1:43.037	88	2:09.014	1 lap	82	2:10.681	1 lap	45	1:59.915	1:30.004	84	2:06.343	1 lap			
215	2:01.246	1:48.013	32	2:07.431	1 lap	168	2:06.986	1 lap	23	1:59.604	1:31.332	14	1:52.675	11.680			
29	2:06.932	1:48.922	24	1:54.835	26.827	119	2:11.543	1 lap	174	1:59.278	1:37.294	162	2:05.174	1 lap			
88	2:07.953	1:53.118	5	1:54.399	28.284	9	1:56.880	55.609	38	2:01.812	1:47.449	415	2:02.036	1 lap			
			82	2:13.719	1 lap	86	2:10.502	1 lap	84	2:01.804	1:48.464	5	1:53.259	32.748			
						81	1:56.607	57.960	70	2:01.508	1:49.705						

*Scott Laing*  
 Chief Timekeeper - Scott Laing

*Mark Hancock*  
 Race Director - Mark Hancock



[www.computime.com.au](http://www.computime.com.au)  
 COMPUTIME RACE TIMING SYSTEMS PTY LTD





**Round 5**  
**Murray Bridge - SA**  
**23 June 2024**

**THOR**

**THOR MX1**  
**Moto 1**

Date: 23/06/24  
 Event: R05  
 Weather: Cloudy - Temp: 13.5C  
 Track: Good

Started at: 13:13:04  
 Laps: 25 Min + 1 Lap  
 Starters: 33  
 Posted at: 13:48

**PROVISIONAL LAP SHEET**

No	Lap Time	Gap	No	Lap Time	Gap	No	Lap Time	Gap
49	2:06.506	1 lap	81	1:58.451	1:15.752	174	2:05.895	2:04.234
24	1:55.940	34.493	40	2:10.342	1 lap	119	2:11.642	1 lap
31	2:12.715	2 laps	88	2:06.008	1 lap			
215	2:03.544	1 lap	29	2:10.103	1 lap			
199	1:54.360	42.659	8	1:58.817	1:38.519			
47	1:55.886	50.548	32	2:11.599	1 lap			
40	2:08.941	1 lap	23	1:57.493	1:42.781			
9	1:58.098	1:08.513	119	2:08.394	1 lap			
81	1:58.537	1:12.150	174	2:01.076	1:56.409			
29	2:08.665	1 lap						
88	2:06.738	1 lap						
32	2:08.438	1 lap						
33	2:20.768	2 laps						
8	1:59.462	1:34.551						
119	2:07.741	1 lap						
23	1:58.426	1:40.137						
45	2:01.123	1:45.089						
168	2:18.345	1 lap						
86	2:14.021	1 lap						
82	2:15.182	1 lap						
174	2:01.298	1:50.182						
	<b>Lap 14</b>							
96	1:54.849		96	1:58.070				
38	2:03.155	1 lap	45	2:08.462	1 lap			
70	2:01.972	1 lap	168	2:09.491	2 laps			
14	1:55.945	12.776	33	2:25.494	3 laps			
84	2:01.463	1 lap	82	2:11.494	2 laps			
5	1:55.698	33.597	14	1:54.862	9.568			
24	1:55.618	35.262	86	2:15.384	2 laps			
162	2:07.846	1 lap	84	2:02.833	1 lap			
415	2:04.156	1 lap	70	2:07.822	1 lap			
49	2:06.332	1 lap	38	2:15.364	1 lap			
199	1:58.213	46.023	5	1:54.538	30.065			
215	2:02.969	1 lap	24	1:55.393	32.585			
47	1:56.671	52.370	162	2:02.989	1 lap			
31	2:12.369	2 laps	415	2:03.716	1 lap			
9	1:57.923	1:11.587	199	2:00.077	48.030			
			215	2:01.522	1 lap			
			47	1:59.541	53.841			
			49	2:11.820	1 lap			
			31	2:11.282	2 laps			
			9	2:00.007	1:13.524			
			81	1:58.853	1:16.535			
			40	2:06.539	1 lap			
			88	2:08.958	1 lap			
			29	2:05.265	1 lap			
			8	1:58.887	1:39.336			
			23	1:56.441	1:41.152			
			32	2:15.348	1 lap			

The results are provisional until the expiration of the time limit for protests and appeals.

*Scott Laing*  
 Chief Timekeeper - Scott Laing

*Mark Hancock*  
 Race Director - Mark Hancock



[www.computime.com.au](http://www.computime.com.au)  
**COMPUTIME RACE TIMING SYSTEMS PTY LTD**





**Round 5**  
**Murray Bridge - SA**  
**23 June 2024**

**THOR**

**THOR MX1**  
**Moto 1**

Date: 23/06/24  
 Event: R05  
 Weather: Cloudy - Temp: 13.5C  
 Track: Good

Started at: 13:13:04  
 Laps: 25 Min + 1 Lap  
 Starters: 33  
 Posted at: 13:48

**PROVISIONAL LAP CHART**

Name	Grid	1	2	3	4	5	6	7	8	9	10	11	12	13	14	15	Name
J. BEATON	11	66	66	66	66	66	66	66	66	66	66	66	66	66	66	66	K. WEBSTER
K. WEBSTER	96	4	4	14	14	14	14	14	14	14	14	14	14	14	14	14	J. BEATON
L. CLOUT	4	24	24	24	24	24	24	24	24	24	24	24	24	5	5	5	K. GIBBS
M. MOSS	102	5	14	5	5	5	5	5	5	5	5	5	5	24	24	24	B. METCALFE
B. METCALFE	24	102	5	47	47	47	47	47	199	199	199	199	199	199	199	199	N. CRAWFORD
N. CRAWFORD	199	14	102	102	102	102	199	199	47	47	47	47	47	47	47	47	T. WATERS
L. VAN BERKEL	9	47	47	9	9	199	9	9	9	9	9	9	9	9	9	9	L. VAN BERKEL
T. WATERS	47	199	9	23	199	9	81	81	81	81	81	81	81	81	81	81	J. EVANS
K. GIBBS	5	9	23	81	23	23	23	23	23	8	8	8	8	8	8	8	Z. WATSON
Z. WATSON	8	23	81	199	81	81	8	8	8	23	45	45	23	23	23	23	L. ROGERS
L. ROGERS	23	81	199	45	45	8	45	45	45	45	23	23	45	45	174	174	S. LARSEN
J. EVANS	81	70	162	162	8	45	84	84	84	84	174	174	174	174	45	45	J. DARROCH
B. OGNENIS	38	45	45	8	162	162	162	38	174	174	38	38	38	38	38	84	S. WARD
S. WARD	84	162	8	84	84	84	38	174	38	38	84	84	70	70	70	70	B. NOVAK
L. JACKSON	215	28	84	38	38	38	174	162	70	70	70	70	84	84	38	38	B. OGNENIS
L. ZIELINSKI	162	8	70	70	174	174	70	70	162	162	162	162	162	162	162	162	L. ZIELINSKI
C. O'LOAN	49	84	38	174	70	70	49	49	49	49	49	49	415	415	415	415	C. SCHAT
B. NOVAK	70	38	28	28	28	168	415	415	415	415	415	415	49	49	215	215	L. JACKSON
J. DARROCH	45	168	168	168	168	49	40	40	40	215	215	215	215	215	215	49	C. O'LOAN
S. LARSEN	174	174	174	49	49	415	29	215	215	40	40	40	40	40	40	40	K. ORCHARD
C. HOLROYD	28	29	29	29	415	215	88	29	29	29	29	29	29	29	88	88	R. FUCSKO
E. WIESE	82	88	49	415	29	29	215	88	88	88	88	88	88	88	29	29	N. GROTHUES
N. GROTHUES	29	49	88	88	40	40	32	32	32	32	32	32	32	32	32	32	J. CIGLIANO
Z. DUNLOP	168	82	415	40	88	88	82	82	82	82	82	168	119	119	119	119	C. KREZLIK
C. SCHAT	415	415	40	82	215	82	119	119	119	168	168	119	168	168	168	168	Z. DUNLOP
K. ORCHARD	40	40	82	215	82	32	86	168	168	119	119	86	86	86	82	82	E. WIESE
J. CIGLIANO	32	32	32	32	32	119	168	86	86	86	86	82	82	82	86	86	J. KIPPS
B. WALDON	98	119	119	119	119	86	31	31	31	31	31	31	31	31	31	31	J. DAVISON
J. KIPPS	86	31	86	86	86	31	33	33	33	33	33	33	33	33	33	33	J. SIMPSON
C. KREZLIK	119	98	31	31	31	33											
R. FUCSKO	88	86	215	98	98	28											C. HOLROYD
J. DAVISON	31	33	98	33	33												
A. BRIDGEFORD	46	215	33	4													L. CLOUT
J. SIMPSON	33																

The results are provisional until the expiration of the time limit for protests and appeals.

*Scott Laing*  
 Chief Timekeeper - Scott Laing

*Mark Hancock*  
 Race Director - Mark Hancock



[www.computime.com.au](http://www.computime.com.au)  
 COMPUTIME RACE TIMING SYSTEMS PTY LTD





**Round 5**  
**Murray Bridge - SA**  
**23 June 2024**

**THOR**

**THOR MX1**  
**Moto 1**


Date: 23/06/24  
 Event: R05  
 Weather: Cloudy - Temp: 13.5C  
 Track: Good

Started at: 13:13:04  
 Laps: 25 Min + 1 Lap  
 Starters: 33  
 Posted at: 13:48

**PROVISIONAL BEST SECTOR TIMES**

Sector 1			Sector 2			Sector 3			Lap	
Pos	Name	Time	Name	Time	Name	Time	Name	Ideal	Fastest	
1	J. BEATON	39.642	K. WEBSTER	43.791	K. WEBSTER	25.759	K. WEBSTER	1:49.312	1:50.007	
2	K. WEBSTER	39.762	J. BEATON	44.518	J. BEATON	25.841	J. BEATON	1:50.001	1:51.054	
3	L. CLOUT	39.896	K. GIBBS	44.847	T. WATERS	25.917	K. GIBBS	1:51.504	1:52.077	
4	K. GIBBS	40.232	T. WATERS	44.862	B. METCALFE	26.159	T. WATERS	1:51.542	1:52.738	
5	N. CRAWFORD	40.276	B. METCALFE	45.200	N. CRAWFORD	26.320	N. CRAWFOR	1:51.838	1:52.236	
6	L. VAN BERKEL	40.482	N. CRAWFORD	45.242	M. MOSS	26.347	B. METCALFE	1:51.886	1:52.559	
7	J. EVANS	40.490	L. CLOUT	45.654	K. GIBBS	26.425	L. CLOUT	1:52.218	1:52.218	
8	B. METCALFE	40.527	L. ROGERS	46.007	L. VAN BERKEL	26.548	L. VAN BERK	1:53.413	1:55.005	
9	T. WATERS	40.763	L. VAN BERKEL	46.383	L. CLOUT	26.668	L. ROGERS	1:53.766	1:54.763	
10	L. ROGERS	41.089	M. MOSS	46.421	L. ROGERS	26.670	J. EVANS	1:53.845	1:54.874	
11	M. MOSS	41.262	J. EVANS	46.608	J. EVANS	26.747	M. MOSS	1:54.030	1:54.884	
12	J. DARROCH	41.588	L. JACKSON	46.720	Z. WATSON	26.933	J. DARROCH	1:55.518	1:56.668	
13	Z. WATSON	41.699	J. DARROCH	46.964	J. DARROCH	26.966	Z. WATSON	1:55.614	1:55.816	
14	L. JACKSON	41.713	Z. WATSON	46.982	S. WARD	27.288	L. JACKSON	1:55.810	1:56.544	
15	B. OGNENIS	41.981	S. LARSEN	47.104	L. JACKSON	27.377	S. LARSEN	1:56.913	1:57.993	
16	L. ZIELINSKI	42.046	S. WARD	47.705	B. OGNENIS	27.436	S. WARD	1:57.137	1:58.269	
17	S. WARD	42.144	B. NOVAK	47.832	L. ZIELINSKI	27.553	B. OGNENIS	1:57.503	1:58.528	
18	S. LARSEN	42.247	C. O'LOAN	47.915	S. LARSEN	27.562	L. ZIELINSKI	1:58.009	1:58.286	
19	B. NOVAK	42.396	B. OGNENIS	48.086	C. O'LOAN	27.620	B. NOVAK	1:58.156	1:58.347	
20	C. SCHAT	43.072	L. ZIELINSKI	48.410	C. SCHAT	27.769	C. O'LOAN	1:58.899	1:59.548	
21	Z. DUNLOP	43.278	Z. DUNLOP	48.840	R. FUCSKO	27.843	C. SCHAT	1:59.710	2:01.168	
22	C. O'LOAN	43.364	C. SCHAT	48.869	B. NOVAK	27.928	Z. DUNLOP	2:00.182	2:00.249	
23	K. ORCHARD	43.444	C. HOLROYD	49.075	Z. DUNLOP	28.064	C. HOLROYD	2:00.999	2:01.326	
24	N. GROTHUES	43.509	N. GROTHUES	49.101	C. HOLROYD	28.326	R. FUCSKO	2:01.218	2:01.947	
25	C. HOLROYD	43.598	R. FUCSKO	49.222	J. KIPPS	28.442	N. GROTHUE	2:01.288	2:01.818	
26	J. CIGLIANO	43.843	K. ORCHARD	49.688	K. ORCHARD	28.590	K. ORCHARD	2:01.722	2:02.105	
27	R. FUCSKO	44.153	E. WIESE	50.263	E. WIESE	28.596	E. WIESE	2:03.157	2:03.788	
28	E. WIESE	44.298	C. KREZLIK	50.343	C. KREZLIK	28.617	J. CIGLIANO	2:03.672	2:03.734	
29	J. DAVISON	44.601	J. CIGLIANO	51.182	J. CIGLIANO	28.647	C. KREZLIK	2:03.700	2:05.331	
30	C. KREZLIK	44.740	J. KIPPS	51.371	N. GROTHUES	28.678	J. KIPPS	2:05.117	2:05.776	
31	B. WALDON	45.052	J. DAVISON	51.629	B. WALDON	28.987	J. DAVISON	2:05.517	2:06.249	
32	J. KIPPS	45.304	B. WALDON	52.053	J. DAVISON	29.287	B. WALDON	2:06.092	2:06.868	
33	J. SIMPSON	46.673	J. SIMPSON	53.608	J. SIMPSON	29.555	J. SIMPSON	2:09.836	2:10.366	

The results are provisional until the expiration of the time limit for protests and appeals.

  
 Chief Timekeeper - Scott Laing

  
 Race Director - Mark Hancock







**Round 5**  
**Murray Bridge - SA**  
**23 June 2024**

**THOR**

THOR MX1

**PROVISIONAL PROGRESSIVE ROUND POINTS**

**THOR MX1**

Pos	No	Name	Machine	Rnd 5 Moto 1	Total
1	96	Kyle WEBSTER	Honda	25	25
2	14	Jed BEATON	Yamaha	22	22
3	5	Kirk GIBBS	GasGas	20	20
4	24	Brett METCALFE	Kawasaki	18	18
5	199	Nathan CRAWFORD	KTM	16	16
6	47	Todd WATERS	Husqvarna	15	15
7	9	Lars VAN BERKEL	Honda	14	14
8	81	Joel EVANS	Yamaha	13	13
9	8	Zachary WATSON	Husqvarna	12	12
10	23	Levi ROGERS	Beta	11	11
11	174	Sam LARSEN	Yamaha	10	10
12	45	John DARROCH	Yamaha	9	9
13	84	Siegah WARD	Honda	8	8
14	70	Ben NOVAK	Honda	7	7
15	38	Bryce OGNENIS	KTM	6	6
16	162	Luke ZIELINSKI	Husqvarna	5	5
17	415	Cody SCHAT	KTM	4	4
18	215	Liam JACKSON	GasGas	3	3
19	49	Cody O'LOAN	Honda	2	2
20	40	Kye ORCHARD	Yamaha	1	1

  
Chief Timekeeper - Scott Laing

  
Race Director - Mark Hancock



[www.computime.com.au](http://www.computime.com.au)  
COMPUTIME RACE TIMING SYSTEMS PTY LTD





**Round 5**  
**Murray Bridge - SA**  
**23 June 2024**

**THOR**

**THOR MX1**

**PROVISIONAL PROGRESSIVE CHAMPIONSHIP POINTS**

**THOR MX1**

Pos	No	Name	Machine	Rnd 1 Wonth	Rnd 2 Horsh	Rnd 3 Gillm	Rnd 4 Maitl	Rnd 5 Moto 1	Total
1	96	Kyle WEBSTER	Honda	50	36	50	66	25	227
2	14	Jed BEATON	Yamaha	44	47	44	66	22	223
3	199	Nathan CRAWFORD	KTM	32	47	32	65	16	192
4	5	Kirk GIBBS	GasGas	26	36	32	54	20	168
5	47	Todd WATERS	Husqvarna	27	25	36	44	15	147
6		Luke CLOUT	Kawasaki	31	33	30	52		146
7	24	Brett METCALFE	Kawasaki	26	28	26	41	18	139
8	8	Zachary WATSON	Husqvarna	21	21	18	39	12	111
9	81	Joel EVANS	Yamaha	20	20	20	33	13	106
10		Dean FERRIS	Yamaha	38	30	36			104
11		Wilson TODD	Honda	36	28				64
12		Cooper HOLROYD	Yamaha	15	14	17	13		59
13	38	Bryce OGNENIS	KTM	6	15	3	24	6	54
14	162	Luke ZIELINSKI	Husqvarna	14	5		29	5	53
15	84	Siegah WARD	Honda	13	10	14	6	8	51
16	23	Levi ROGERS	Beta	3	16	11	1	11	42
17		Dylan WOOD	Honda		15	22			37
18	49	Cody O'LOAN	Honda	7	5	10	9	2	33
19	45	John DARROCH	Yamaha	13		5		9	27
20		Connor ROSSANDICH	KTM		3	9	14		26
21	174	Sam LARSEN	Yamaha	2	3	9		10	24
22		Bailey MALKIEWICZ	Yamaha				24		24
23	215	Liam JACKSON	GasGas			7	13	3	23
24		Blake FOX	KTM				20		20
25		Matt MOSS	GasGas				20		20
26		Jyle CAMPBELL	Husqvarna				19		19
27	70	Ben NOVAK	Honda				9	7	16
28	9	Lars VAN BERKEL	Honda					14	14
29		Ricky LATIMER	Yamaha	13					13
30		Robbie MARSHALL	Husqvarna	1		7	1		9
31	415	Cody SCHAT	KTM			3		4	7
32		Braeden KREBS	Yamaha		4				4
33		Lochie LATIMER	Yamaha	3					3
34	40	Kye ORCHARD	Yamaha		1			1	2
35		Harrison FOSTER	Kawasaki				1		1
36		Joel PHILLIPS	Husqvarna	1					1
37		Navrin GROTHUES	Yamaha			1			1

*Scott Laing*  
 Chief Timekeeper - Scott Laing

*Mark Hancock*  
 Race Director - Mark Hancock



[www.computime.com.au](http://www.computime.com.au)  
**COMPUTIME RACE TIMING SYSTEMS PTY LTD**





**Round 5**  
**Murray Bridge - SA**  
**23 June 2024**



**THOR MX1**  
**Moto 1**

Date: 23/06/24  
 Event: R05  
 Weather: Cloudy - Temp: 13.5C  
 Track: Good

Started at: 13:13:04  
 Laps: 25 Min + 1 Lap  
 Starters: 33  
 Posted at: 13:48

**PROVISIONAL RACE INFORMATION**

Time	Description
13:08:15	SIGHTING LAP STARTED
13:13:04	Event Start
13:13:29	Rider 96 (Kyle WEBSTER) HOLE SHOT
13:20:11	Rider 4 (Luke CLOUT) CRASHED - ENTERED MECHANICS AREA
13:24:09	Rider 4 (Luke CLOUT) RETIRED
13:24:20	Rider 98 (Blake WALDON) RETIRED
13:27:01	Rider 102 (Matt MOSS) CRASHED - RETIRED
13:41:28	Chequered Flag
13:43:48	Event Finish

The results are provisional until the expiration of the time limit for protests and appeals.



*Scott Laing*  
 Chief Timekeeper - Scott Laing

*Mark Hancock*  
 Race Director - Mark Hancock

[www.computime.com.au](http://www.computime.com.au)  
 COMPUTIME RACE TIMING SYSTEMS PTY LTD

